









1. How many people in each of these age groups live in your home?

	Response Average	Response Total	Response Count
0-15 years	1.71	12	7
16-24 years	1.22	11	9
25-44 years	1.23	16	13
45-59 years	1.29	22	17
60-74 years	1.43	33	23
75+ years	1.40	14	10
answered question			43
skipped question			0






2. Do you currently:

		Response Percent	Response Count
Rent a private home		2.3%	1
Rent a Housing Association home		2.3%	1
Live in tied accommodation		0.0%	0
Own with a mortgage		23.3%	10
Own with no mortgage		65.1%	28
Live with parents		9.3%	4
	Other (please specify)		0
answered question			43
skipped question			0


3. What kind of property do you live in?

		Response Percent	Response Count
House		88.1%	37
Bungalow		9.5%	4
Flat		2.4%	1
	Other (please specify)		0
answered question			42
skipped question			1





4. How many bedrooms does your home have?

		Response Percent	Response Count
1		2.3%	1
2		9.3%	4
3		27.9%	12
4		46.5%	20
5+		14.0%	6
answered question			43
skipped question			0

5. Are you currently on the District Council housing waiting list?

		Response Percent	Response Count
Yes		0.0%	0
No		100.0%	39
answered question			39
skipped question			4

6. Do you (please tick all boxes that apply)



		Response Percent	Response Count
Currently live in the village		97.7%	42
Work in the village		7.0%	3
Have relatives in the village		14.0%	6
Have a previous residency in the village		9.3%	4

For how long? 27

answered question 43

skipped question 0

7. Do you know of anyone who has had to leave the village in the last 10 years that might want to return?



		Response Percent	Response Count
Yes		18.2%	6
No		81.8%	27

If yes, please give their name and address so that we can send them a form, or contact Robin Carpenter, Weavers Cottage, Hardington Moor, BA22 9NW. Tel: 01935 862339 4

answered question 33

skipped question 10





8. Would you be in favour of a SMALL development of affordable homes for local people?

		Response Percent	Response Count
Yes		82.5%	33
No		22.5%	9
answered question			40
skipped question			3




9. How many people in each of these age groups need housing?

	0	1	2	3	4	5	6	Rating Count
0 - 15 years	0.0% (0)	0.0% (0)	100.0% (2)	0.0% (0)	0.0% (0)	0.0% (0)	0.0% (0)	2
16 - 24 years	0.0% (0)	100.0% (4)	0.0% (0)	0.0% (0)	0.0% (0)	0.0% (0)	0.0% (0)	4
25 - 44 years	0.0% (0)	42.9% (3)	57.1% (4)	0.0% (0)	0.0% (0)	0.0% (0)	0.0% (0)	7
45 - 59 years	0.0% (0)	0.0% (0)	0.0% (0)	0.0% (0)	0.0% (0)	0.0% (0)	0.0% (0)	0
60 - 74 years	0.0% (0)	0.0% (0)	100.0% (1)	0.0% (0)	0.0% (0)	0.0% (0)	0.0% (0)	1
75+ years	50.0% (1)	50.0% (1)	0.0% (0)	0.0% (0)	0.0% (0)	0.0% (0)	0.0% (0)	2
Other (please specify)								0
answered question								8
skipped question								35







10. What type of household needs housing?

		Response Percent	Response Count
A single adult		44.4%	4
An adult couple		33.3%	3
A family with children		33.3%	3
3 or more adults		11.1%	1
A single elderly person		0.0%	0
An elderly couple		0.0%	0
	Other (please specify)		0
answered question			9
skipped question			34



11. When is this housing going to be needed?

		Response Percent	Response Count
Now		62.5%	5
In 1 to 3 years		37.5%	3
In 3 to 5 years		12.5%	1
answered question			8
skipped question			35



12. Why is your current home unsuitable?

		Response Percent	Response Count
It is too small		25.0%	2
It is too big		25.0%	2
It is too expensive		25.0%	2
Need to live independently		50.0%	4
Need to be closer to family		37.5%	3
Health/mobility problems		12.5%	1
	Other (please specify)		3
answered question			8
skipped question			35



13. Would you be prepared to move away from the village?

		Response Percent	Response Count
Yes		40.0%	4
No		60.0%	6
answered question			10
skipped question			33





14. If you are prepared to move away from the village how many miles away would you move?

		Response Percent	Response Count
0 - 4		33.3%	1
5 - 10		66.7%	2
10 - 20		0.0%	0
20 - 30		0.0%	0
30 - 40		0.0%	0
40+		0.0%	0
answered question			3
skipped question			40

15. What kind of tenure would be most suitable for you?

		Response Percent	Response Count
Private ownership		88.9%	8
Shared ownership		11.1%	1
Rented		0.0%	0
answered question			9
skipped question			34




16. For private and shared ownership please indicate the maximum mortgage you could afford. (Assume no more than 3 times your annual income, joint if applicable)

		Response Percent	Response Count
£20,000 - £25,000		0.0%	0
£25,000 - £30,000		11.1%	1
£30,000 - £35,000		0.0%	0
£35,000 - £40,000		0.0%	0
£40,000 - £45,000		0.0%	0
£45,000 - £50,000		0.0%	0
£50,000 - £55,000		11.1%	1
£55,000 - £60,000		0.0%	0
£60,000 - £65,000		0.0%	0
£65,000 - £70,000		0.0%	0
£70,000 - £75,000		11.1%	1
£75,000 - £80,000		0.0%	0
£80,000 - £85,000		0.0%	0
£85,000 - £90,000		66.7%	6
answered question			9
skipped question			34




17. If you require rented accommodation, how much can you afford to pay each week in rent?

		Response Percent	Response Count
Up to £50		0.0%	0
£51 - £60		0.0%	0
£61 - £70		0.0%	0
£71 - £80		0.0%	0
£81 - £90		0.0%	0
£91 - £100		0.0%	0
£101+		0.0%	0
answered question			0
skipped question			43


18. What type of home would be most suitable?

		Response Percent	Response Count
House		100.0%	9
Bungalow		44.4%	4
Flat		11.1%	1
answered question			9
skipped question			34

19. How many bedrooms would your home need?

		Response Percent	Response Count
One		0.0%	0
Two		66.7%	6
Three		55.6%	5
Four+		22.2%	2
answered question			9
skipped question			34







20. Do you need any in-house support?

		Response Percent	Response Count
Warden Assisted		0.0%	0
Residential Care		0.0%	0
Care within the home		100.0%	1
answered question			1
skipped question			42




21. Please state if you have any specific housing needs (e.g. mobility difficulties, disability requirements)

	Response Count
	1
answered question	1
skipped question	42

22. What is your households weekly income before any tax deductions and not including housing benefit? Please indicate your joint income if applicable.

		Response Percent	Response Count
Below £48		0.0%	0
£49 - £95		0.0%	0
£96 - £145		0.0%	0
£146 - £210		0.0%	0
£211 - £249		12.5%	1
£250 - £300		12.5%	1
£301 - £400		12.5%	1
£401 - £500		25.0%	2
£501 - £600		0.0%	0
£601 - £700		12.5%	1
Over £700		25.0%	2
answered question			8
skipped question			35

23. What level of savings do you have?

		Response Percent	Response Count
None		0.0%	0
Up to £1000		0.0%	0
£1000 - £5000		12.5%	1
£5000 - £10000		50.0%	4
Over £10000		37.5%	3
answered question			8
skipped question			35

24. Please use the space below to make any additional comments regarding this survey. It can also be used to provide further information regarding your housing needs.

	Response Count
	11
answered question	11
skipped question	32